

# vista



style &  
simplicity

## Aluminum Cable Railing System



Aluminum Cable Railing System

- ✔ **Aluminum Posts are Pre-drilled with Pre-threaded Holes**  
Simply screw hardware into holes.
- ✔ **Swageless Cable Connection**  
Simply cut cable to length and insert into the hardware.  
(release key included with hardware)
- ✔ **Single Post**  
No need to double post at corners and stair transitions.
- ✔ **Stair Connection is Simple and Clean**  
Simply insert stair rail into post cut out and fasten in place.
- ✔ **Picture Frame**  
The same rails and post design creates a consistent frame around your infill of choice.  
(regular picket, wide picket, framed glass, cable)
- ✔ **Ease of Installation and Quoting**  
Factory attached sleeved brackets mean a quick and simple assembly.
- ✔ **Safety Assured**  
Tested in accordance with national building codes.

**Vista Railing Systems Inc.**  
[www.vistarailings.com](http://www.vistarailings.com) or 800-667-8247



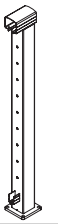
# vista

style &  
simplicity

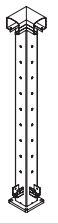
## Aluminum Cable Railing System

# Aluminum Cable Railing System

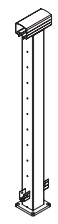
Posts in drawings are at a 36" height.




2 1/2" End Post  
36" - PB7864  
42" - PB7868



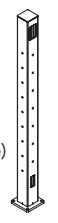
2 1/2" 90°  
Corner Post  
36" - PB7865  
42" - PB7869



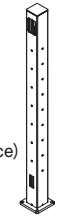
2 1/2" Mid Post  
36" - PB7866  
42" - PB7870




2" Mid  
Stair Post  
(splice hardware  
included)  
PB5834



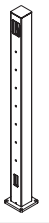
2 1/2" Top Stair  
Post (left side face)  
36" - PB5821  
42" - PB5830



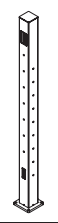
2 1/2" Top Stair  
Post (right side face)  
36" - PB5822  
42" - PB5831



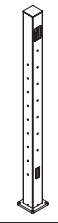
2 1/2" Top Stair  
Post (stair face only)  
36" - PB5824  
42" - PB5833



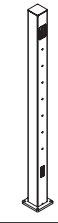
2 1/2" Top Stair Post  
(opposite side face)  
36" - PB5823  
42" - PB5832



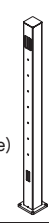
2 1/2" Bottom  
Stair Post  
(left side face)  
36" - PB5825  
42" - PB5837



2 1/2" Bottom  
Stair Post  
(right side face)  
36" - PB5826  
42" - PB5838




2 1/2" Bottom  
Stair Post  
(stair face only)  
PB5835




2 1/2" Bottom  
Stair Post  
(opposite side face)  
36" - PB5827  
42" - PB5836

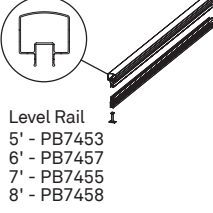
To determine stair post need: Looking from the bottom of the stairs up, the side in which the level rail connects to the post is the post hand required.



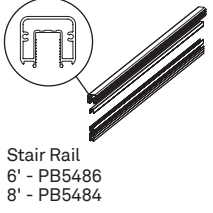
Pre-drilled  
Intermediate  
Level Spacer  
Picket  
36" - PB5845  
42" - PB5846



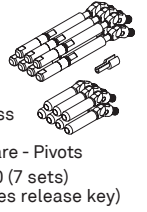
Pre-drilled  
Intermediate  
Stair Spacer  
Picket  
PB5847



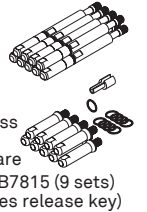
Level Rail  
5' - PB7453  
6' - PB7457  
7' - PB7455  
8' - PB7458



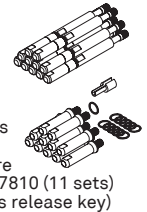
Stair Rail  
6' - PB5486  
8' - PB5484




Stair  
Stainless  
Steel  
Hardware - Pivots  
PB7820 (7 sets)  
(includes release key)



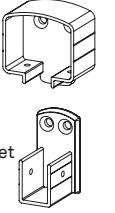
Level  
Stainless  
Steel  
Hardware  
36" - PB7815 (9 sets)  
(includes release key)



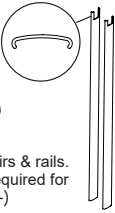
Level  
Stainless  
Steel  
Hardware  
42" - PB7810 (11 sets)  
(includes release key)




Stainless Steel Cable  
100' - PB7801  
500' - PB7805  
1/8" Marine grade (Type 316)




Post Bracket  
Package  
PB7473



4" Rail  
Channel  
Cover (2pc)  
PB7806  
(Used for stairs & rails.  
2 pkgs are required for  
sections 48"+)



96" Drink  
Rail Adapter  
PB7444



Aluminum Base Cover  
For 2" Post - PB7744  
For 2 1/2" Post - PB7746

**NOTE:** Contact your local building department prior to installation.

Available Colors:



Textured Black (XB)

36" = 9 Cable Strands  
42" = 11 Cable Strands  
Stairs = 7 Cable Strands